







# New LOGIQ™ *e* Ultrasound System

## Transducer Guide

Simple. Fast. Precise.

Empowering Point of Care Ultrasound.

The new LOGIQ *e* features a wide range of applications that help to increase your system's versatility across general imaging, anesthesia, musculoskeletal, interventional, emergency medicine and critical care. The transducers feature a design that helps enhance ease of use, ergonomics and patient comfort. A lightweight transducer cable helps minimize strain - to facilitate transducer placement.

Transducer	Description	Applications	Footprint	Bandwidth	Biopsy Guide
 L10-22-RS	Wide-band high frequency linear array	Peripheral vascular, small parts, nerve block, conventional and superficial musculoskeletal	8.0 x 20.3 mm	10-22 MHz Imaging frequency	N/A
 L4-12t-RS	Wide-band linear array	Peripheral vascular, small parts, conventional and superficial musculoskeletal, nerve blocks, thoracic/pleural, ophthalmic and needle guidance	12.7 x 47.1 mm	4.2-13.0 MHz Imaging frequency	Multi angle and out-of-plane; reusable bracket, disposable sleeve
 12L-RS	Wide-band linear array	Peripheral vascular, small parts, conventional and superficial musculoskeletal, nerve blocks, thoracic/pleural, ophthalmic and needle guidance	12.7 x 47.1 mm	4.2-13.0 MHz Imaging frequency	Multi angle and out-of-plane; reusable bracket, disposable sleeve
 L8-18i-RS	Wide-band high-frequency linear array	Peripheral vascular, small parts, nerve blocks, needle guidance, conventional and superficial musculoskeletal	11.1 x 34.8 mm	6.7-18.0 MHz Imaging frequency	N/A

Transducer	Description	Applications	Footprint	Bandwidth	Biopsy Guide
 9L-RS	Wide-band linear array	Peripheral vascular, vascular access and musculoskeletal	14.1 x 53 mm	3.0-9.0 MHz Imaging frequency	Multi angle; reusable bracket, disposable sleeve
 3Sc-RS	Wide-band phased array	Adult and pediatric cardiac, abdomen, obstetrics, gynecology, thoracic/pleural, urology and orbits	18.4 x 23.7 mm	1.7-4.0 MHz Imaging frequency	Multi angle; reusable bracket, disposable sleeve
 6S-RS	Wide-band phased array	Pediatric, cardiac, abdomen, gynecology and urology	16.8 x 23.5 mm	3.0-7.0 MHz Imaging frequency	N/A
 C1-5-RS	Wide-band convex array	Abdomen (including bladder), obstetrics, gynecology, urology, superficial and conventional musculoskeletal (including hip and spine)	17.2 x 69.3 mm	2.0-5.0 MHz Imaging frequency	Multi angle; reusable bracket, disposable sleeve
 8C-RS	Wide-band microconvex array	Pediatric abdomen, neonatal cephalic, small parts and ophthalmic	12 x 22 mm	4.2-11.0 MHz Imaging frequency	N/A
 E8C-RS	Wide-band microconvex array	Obstetrics, gynecology and urology	16.9 x 21.2 mm	4.2-10.0 MHz Imaging frequency	Fixed angle disposable (5° angle) reusable (0° angle)
 6Tc-RS	Multi-plane Phased Array TEE	Cardiac intra-operative	12 x 14 mm with length of 45 mm	3.0-8.0 MHz Imaging Frequency	N/A

©2015 General Electric Company — All rights reserved.

General Electric Company reserves the right to make changes in specifications and features shown herein, or discontinue the product described at any time without notice or obligation. Contact your GE Representative for the most current information.

GE Medical Systems Ultrasound & Primary Care Diagnostics, LLC, a General Electric Company, doing business as GE Healthcare.

Information provided is for LOGIQ e R7.

TAIWAN Exclusive Distributor  
Soar Instrument Tech Co., Ltd 1F., No.156, Ln. 20, Jiaying St.,  
Xizhi Dist., New Taipei City 221, Taiwan  
T 886 2 8648 6194  
F 886 2 8648 9678

